




SERIES: BLT904

- TEMPERATURE UP TO 450°C/840°F
- PRESSURE UP TO 3600 PSI (250 BAR)
- LENGTH BETWEEN 200 AND 6000 mm
- OPEN OR CLOSED TANK APPLICATIONS
- REPLACES DISPLACER TYPE TRANSMITTERS
- FOR LIQUIDS WITH SPECIFIC GRAVITY OF HIGHER THAN 0.38
- INTRINSICALLY SAFE, EXPLOSION PROOF, HART PROTOCOL (OPTION)

Applications:

*Boilers
Propane Tanks
Alkylation Units
Chemical Storage
Feed Water Tanks
Petrochemical Tanks*



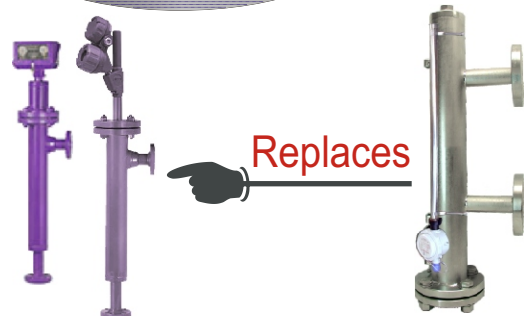
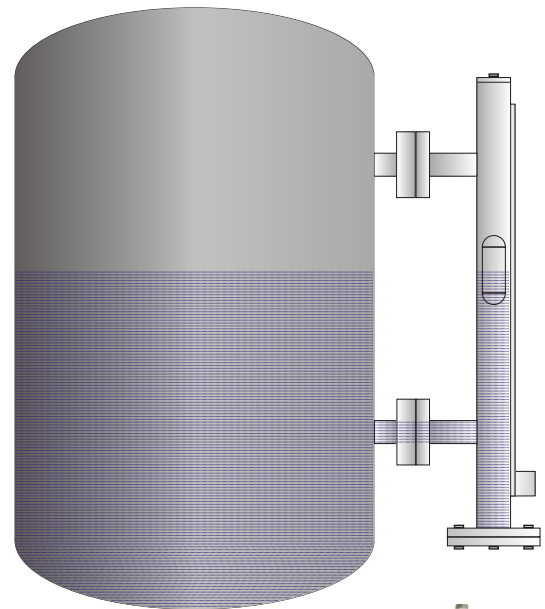
INTRODUCTION

The *BLT904* Magnetic Level Transmitter is to measure liquid levels in boilers, storage tanks, etc. Due to the materials and technology used in the construction of these non-contact magnetic level transmitters, these instruments are very precise and reliable both at low and high pressures and temperatures.

Replacing the displacement level transmitter with magnetic level transmitters would result in improved safety, reduced maintenance, and lower long-term operating cost.

The *BLT904* level transmitters use the principle of magnetic coupling to provide continuous level measurement without direct contact between the transmitter and the fluid in the system. The float inside the hermetically sealed tube moves with the changing liquid level, and as it travels, the analogue transmitter mounted directly to the side of the level gauge chamber, provides a continuous 4-20 mA output signal proportional to the liquid level with an accuracy of ± 5 mm (0.2"). The transmitter can be equipped with a local indicator to show the level height in a length scale, or indicate the percentage of the total height or the tank volume.

The *BLT904* Series of level transmitter is suitable for applications in chemical and petrochemical industries, sewage water processing, power generation and boilers. Replacing the existing external cage liquid level transmitters with magnetic level switches would result in improved safety, reduced maintenance, and lower long-term operating cost.

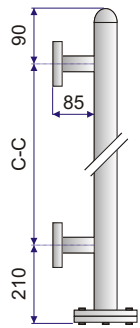
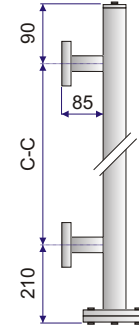
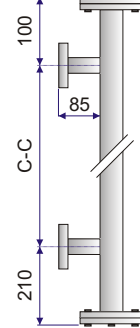
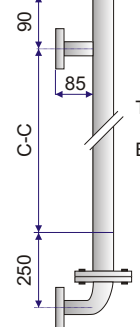
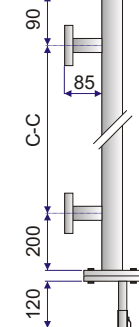
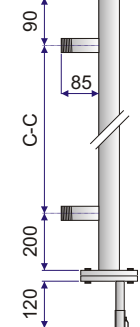
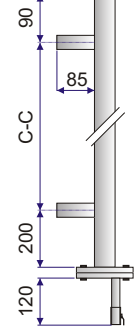
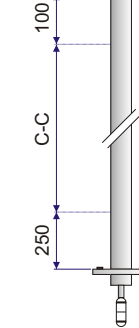
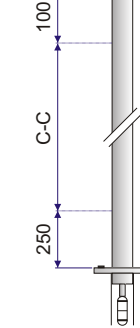


SPECIFICATIONS

Transmitter Output	4...20 mA (std.), Hart protocol (option)
Accuracy	± 5 mm (0.2")
Chamber & Float Material	316L stainless steel (std.); Options: 304L stainless steel, titanium, Monel, Hastelloy C, PVC, polypropylene, Teflon and rubber-lined stainless steel
Process Connection	Flange ANSI/DIN, threaded or butt-weld
Connection Head	ABS (std.), Aluminum (Explosion-proof)
Measuring Length	200 mm up to 6 meters; Multi-section for higher lengths
Operating Pressure	Vacuum up to 3600 psi (250 bar)
Operating Temperature	-200...450°C
Environmental Protection	IP67 for the transmitter head
Min. Specific Gravity	0.38
Maximum Viscosity	500 cst

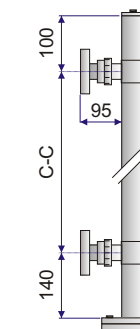
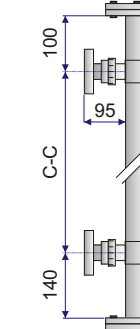
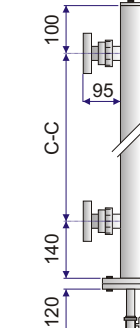
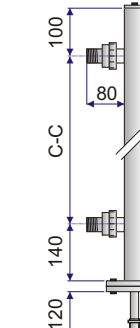
METAL TYPE

The following dimensions in mm are only samples to help visualizing the final product. Final dimensions of the level gauge depend on the float type, maximum pressure and temperature and the specific gravity of the fluid.

 <p>A</p> <p>Top end: cap Bottom end: Dual flange with plug</p>	 <p>B</p> <p>Top end: Flat top with plug Bottom end: Dual flange with plug</p>	 <p>C</p> <p>Top & Bottom ends: Dual flange with plug</p>
 <p>D</p> <p>Top end: Flat top with plug Bottom end: Dual flange with 90° angle and flange</p>	 <p>E</p> <p>Top end: Flat top with plug Bottom end: Dual flange with drain valve</p>	 <p>F Threaded Connection</p> <p>Top end: Flat top with plug Bottom end: Dual flange with drain valve</p>
 <p>G Welded Connection</p> <p>Top end: Flat top with plug Bottom end: Dual flange with drain valve</p>	 <p>H Top Mount</p>	 <p>I Top Mount with Retaining Well</p>

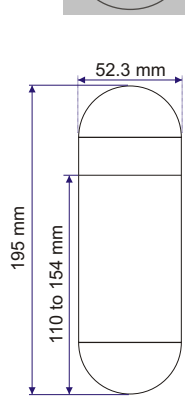
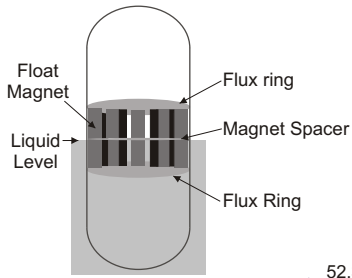
PLASTIC TYPE

The following dimensions in mm are only samples to help visualizing the final product. Final dimensions of the level gauge depend on the float type, maximum pressure and temperature and the specific gravity of the fluid.

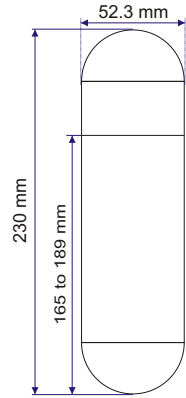
 <p>J</p> <p>Top end: Flat top with plug Bottom end: Dual flange with plug</p>	 <p>K</p> <p>Top & Bottom ends: Dual flange with plug</p>
 <p>M</p> <p>Top end: Flat top with plug Bottom end: Dual flange with drain valve</p>	 <p>N</p> <p>Top end: Flat top with plug Bottom end: Dual flange with drain valve</p>

METAL FLOATS

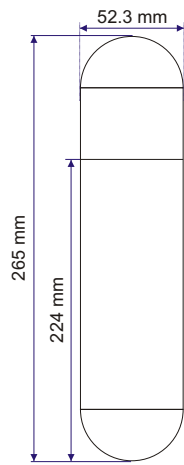
Dimensions may change for special applications.



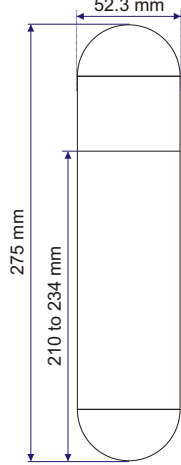
Types: P



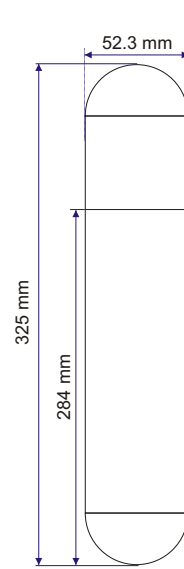
Types: Q



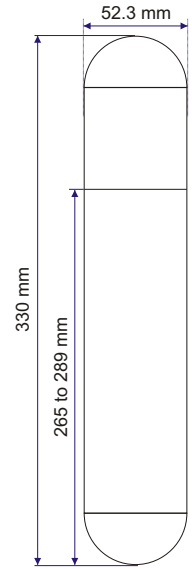
Types: R



Types: S



Types: T



Types: V

Specifications may change without prior notice.

ORDER CODE

Model: BLT904 -

Mounting Configuration

Select one of the A to M configurations.
(Please consult factory for special design)

Chamber & float material

- 316L SS (std.)
- 304L SS
- Monel
- Titanium
- Hastelloy C
- PVDF
- PVC
- Polypropylene
- Rubber lined SS

Transmitter Class

- Standard
- Intrinsically Safe
- Explosion proof

HART Protocol

- Not Required
- Required

Local Digital Indicator

- Not Required
- Required

- 1
- 2
- 3
- 4
- 5
- 6
- 7
- 8
- 9

S
N
E

0
H

0
1

Options: Insulation pad and blanket for high temperature, and electric heat tracing for cryogenic processes are available.

While ordering, the following parameters must be stated.

- Pressure range of the liquid
- Temperature of the liquid
- Gravity of the liquid
- Viscosity of the liquid
- Pressure class rating (ANSI/DIN)
- Process connection size
- C-C distance



INDUMART INC.

1 - 15 West Pearce St., Richmond Hill, Ont. L4B 1H6, Canada
Phone: (905) 305-8301 Fax: (905) 305-8303 E-mail: Sales@Indumart.com